



**2023-2024**

# **TRAINING GUIDE**

FIND YOUR NEXT TRAINING OPPORTUNITY

# Table of contents

Gain Your Competitive Edge	1
BIM	2
BIM Course Overview	3
LEAN	4
LEAN Course Overview	5-7
PMDP	8
PMDP Course Overview	9-10
CSF	11
CSF Course Overview	12-13
ASMTTC Course Overview	14-15
SMTTC Course Overview	16-17
AGC Edge - Exams/Credentials	18
Emerging Contractors Education Series	19-23
OSHA 10-Hour Construction	24
OSHA 10-Hour General Industry	25
Basic Rigging and Inspection	26
Train The Trainer Flagging Course	27
New England Roundtable Series	28

# Gain Your Competitive Edge



The same high-quality learning experience and expert instruction you expect from AGC of America in-person classroom training from the comfort of your home or work computer. Your membership with AGC of NH includes a membership with AGC of America, providing you all the member benefits of the EDGE program.

Advance your career and earn continuing education credits. All courses feature a live instruction via the Zoom platform. Courses are available in a variety of days and time blocks to accommodate your learning schedule. Ideal for construction professionals looking to learn without the hassle of traveling.



## GET STARTED!

### Course Registration Includes:

- All course materials
- CEUs and a Certificate of Completion
- Earn your CM-BIM or CM-Lean credential with the BIM or Lean series of classes (exam separate fee)
- Participate in interactive discussions, scenarios and activities throughout the courses
- Discounts are available for AGC Members

[CLICK HERE FOR COURSE SCHEDULE](#)



AGC's Building Information Modeling Education Program (BIM EP) is designed to educate construction professionals at all experience levels in BIM concepts and processes. The program consists of four courses, intended to give participants a broad understanding of the new processes required in BIM.

These highly interactive courses combine the latest information on BIM processes and technologies, step-by-step procedures for integrating BIM into the project delivery process, real-life case studies of successful BIM implementation and the practical issues all parties need to understand when using BIM on a construction project.



The highly interactive program provides 32 hours of instruction and training to get construction industry professionals at all levels ready to take advantage of the benefits of BIM. After participants complete all four courses in the program, they become eligible to sit for an exam to earn the Certificate of Management – Building Information Modeling (CM-BIM). This exam fee is not included in the course fee.



[BIM Learning Objectives](#)

[Path to CM-BIM](#)



# Course Overview



## Unit 1: An Introduction to Building Information Modeling

A full-day course designed as the first step for any company looking to understand the role of BIM in our industry and develop its own “BIM Champion,” Unit 1 provides a comprehensive understanding of BIM terminology while introducing important concepts that are necessary to understand how BIM changes the construction process. The course culminates with participants developing a company BIM assessment to bring back to their organizations to begin implementing on BIM projects and corporate-wide.



## Unit 2: BIM Technology

A full-day course designed to provide a neutral introduction to BIM tools. Tools are introduced as they relate to the functions they perform, as well as particular phases in a project where they have the strongest capabilities. Instructors will cover a four-step process of software selection that participants can use as they start the BIM software purchasing process. The course concludes by examining file formats, compatibility, emerging technology and how they work together to transform the industry.



## Unit 3: BIM Project Execution Planning

A full-day course that begins by articulating the roles and responsibilities for BIM use on a project using contractual BIM addendums. Participants learn how to define terms that are used to negotiate a BIM contract. Building on this knowledge, this course will explore concepts of liability exposure and standards of care that arise from using BIM. The course includes a BIM Execution Plan development workshop that takes students through industry standard templates while providing a detailed outline of all the procedural and substantive activities.



## Unit 4: BIM Adoption, Implementation and ROI

A full-day course that describes how to establish and execute the BIM process, facilitate its adoption, and achieve integration on a single project and on multiple projects simultaneously. Participants review several real-world case studies to analyze the costs, benefits and impacts of each decision made while experiencing how BIM breaks down the isolation found in organizational silos. While it may appear at times that BIM is a technology-led movement, the reality – and AGC’s BIM Education Program – speaks to a results driven shift with real change happening within the construction industry.

NEXT AVAILABLE BIM COURSE




Everyone related to the construction process has an incentive to get the project done faster and at a lower cost – from the project owners who want to see results for their investment to the contractors and designers who want to do their job well and move on to the next project. Lean Construction is based on the holistic pursuit of continuous improvements aimed at minimizing costs and maximizing value on a construction project: planning, design, construction, activation, operations, maintenance, salvaging, and recycling.

To help contractors develop the knowledge needed to build Lean, the Associated General Contractors of America developed the Lean Construction Education Program (LCEP). Construction professionals at all experience levels will learn the building blocks necessary to transform their projects and companies into a Lean Operating System.

The highly interactive program provides 35-hours of instruction and training to provide construction industry professionals at all levels with the knowledge and skills to take advantage of the benefits of Lean Construction.

Students participating in AGC's seven-unit Lean Construction Education program will be eligible to take an exam to earn their CM-Lean.

The AGC Certificate of Management-Lean Construction (CM-Lean) is an assessment-based certificate credential that denotes knowledge and understanding of concepts related to lean adoption, practice, and process transformation outlined in AGC's Lean Construction Education Program. Successful candidates will carry the CM-Lean designation.



## LCEP LEARNING OBJECTIVES

## PATH TO CM-LEAN

# Course Overview



## Unit 1: Variation in Production Systems

Variation in Production Systems is an introductory course in the Lean Construction Education Program. This half-day, instructor-led course teaches the concept of variation. Following this course, you will be able to:

- Define the different types of variation
- Explain the concept of throughput
- Distinguish the concepts of throughput and work in progress
- Describe the role of variation in production operations
- List sources of variation in construction settings
- Explain variation mitigation techniques
- Contrast variation mitigation techniques



## Unit 2: Pull In Production

Pull in Production is a half-day, instructor-led course that explains the concept of pull as a means to reliable production workflow. Following this course, you will be able to:

- Compare batch-and-queue and continuous-flow production systems
- Distinguish push systems from pull systems
- Describe the impact of pull on production systems
- Explain pull strategies in construction operations



## Unit 3: Lean Workstructuring

Lean Workstructuring is the first of two units that introduces the Last Planner® System (LPS). This system was developed by the Lean Construction Institute (LCI) to plan projects in a way that produces predictable workflow and rapid learning. This half-day, instructor-led course describes the process of Lean Workstructuring. Following this course, you will be able to:

- Apply the methods and tools utilized in pull planning
- Describe the concept of Lean Workstructuring
- Outline the desired outcomes of Lean Workstructuring
- Describe the characteristics and application of the Last Planner® System

# Course Overview



## Unit 4: The Last Planner® System

The Last Planner® System is the second of two units introducing the Last Planner® System (LPS). This system was developed by the Lean Construction Institute (LCI) to plan projects in a way that produces predictable workflow and rapid learning. This half-day, facilitator-led course shows how to conduct make-ready and weekly work planning sessions. Following this course, you will be able to:

- Apply the Last Planner System on a project;
- Hold make-ready and weekly work planning sessions; and
- Calculate, track and analyze percent plan complete for a project



## Unit 5: Lean Supply Chain and Assembly

Lean Supply Chain and Assembly is a one-day, instructor-led course that explains the concept of lean supply chain and assembly. Following this course, you will be able to:

- Differentiate between traditional procurement practices and lean supply chain applications;
- Identify waste and value-adding activities within the supply chain and assembly;
- Evaluate the impact of using lean supply chain on waste elimination, continuous flow and site operations pull;
- Identify strategies needed at the project and company levels to support the lean supply chain;
- List examples of process improvements to the lean supply chain;
- Expand lean beyond the individual project; and
- Create a value stream map to diagnose and improve the supply chain.



## Unit 6: Lean Design and Pre-construction

Lean Design and Pre-construction is a half-day, instructor-led course that explains the concepts of value-based management, lean in the design process and relational contracting. Following this course, you will be able to:

- Distinguish between the varying definitions for design.
- Define value and commonly used methods to maximize it.
- Discuss waste and commonly used methods to minimize it.
- Differentiate between traditional project methods and lean design.
- Explain the various lean tools used in design and how to deploy them.

# Course Overview



## Unit 7: Problem-solving Principles and Tools


Problem-solving Principles and Tools is a seven hour, instructor-led course that describes the Lean Problem Solving Process and illustrates how to use tools to solve problems in a lean manner. Following this course, you will be able to:

- Define the difference between traditional and lean problem solving.
- Describe how to create a team environment to solve problems.
- Explain how to create trust to avoid problems.
- Describe Observation Walks.
- Identify root causes of problems.
- Define the different types of variation
- Explain the concept of throughput
- Distinguish the concepts of throughput and work in progress
- Describe the role of variation in production operations
- List sources of variation in construction settings
- Explain variation mitigation techniques
- Contrast variation mitigation techniques

[NEXT AVAILABLE LEAN COURSE](#)







AGC's Project Manager Development Program (PMDP) is construction-specific training curriculum developed, updated, and field-tested by and for contractors. The five-unit, ~40 hour program covers the essentials of project management for emerging project managers and provides a solid foundation for long-term career development, taking participants through the management of the entire lifecycle of a construction project.

The curriculum, along with the activities and shared experiences of course participants, provides the necessary skills and knowledge to increase the participant's ability to work successfully with others to ensure project success.

### PMDP LEARNING OBJECTIVES



# Course Overview



## Unit 1: Introduction to Project Management

The class will discuss that a successful PM must be competent and efficiently model specific soft and technical skills. Each of these skills are defined and examples provided to highlight the skill's purpose and its proper implementation during a project. Unit 1 will also provide a high-level overview of construction law, highlighting specific terms, and the PM's responsibilities. Additionally, there will be an introduction and emphasis on project safety.



## Unit 2: Initiating and Planning Part 1

Unit 2 focuses on the first 2 process groups of Project Management: Initiating and Planning. This unit introduces the Initiation process group of Project Management. The instructor will cover the types of stakeholders involved in a construction project, from initiation to completion. The process of defining the project objectives, creating the Project Charter, and choosing an appropriate project delivery system will be reviewed. This unit also defines the concept of Project Scope. Instructors explore the purpose of the Project Scope and how it impacts the project during the entire project life cycle. The remainder of this unit focuses on the Planning process group of Project Management. This unit covers the elements of a Project Management Plan in detail. Project Managers learn how to develop a schedule for a construction project.



## Unit 3: Initiating and Planning Part 2

Unit 3 is a continuation of Unit 2, Initiating and Planning, Part 1. This unit covers determining project cost to include Estimates, Bids and final Budget, in depth. Instructors will teach Project Managers how to identify project resources and develop plans for quality, team acquisition, communication management, identifying and managing risk, project procurement, and stakeholder management.



# Course Overview



## Unit 4: Executing

Unit Four presents the third process group of Project Management: Executing. This unit introduces contract management in the construction industry. Project Managers learn the steps to creating a contract, reviewing contract documents, and identifying the difference between contractors and subcontractors. This section also addresses how to bill during a project, the reason(s) for contract termination, and the steps to contract termination. Section Two of this unit covers effective implementation of the project.



## Unit 5: Monitoring and Controlling and Project Closeout

This unit presents the fourth and fifth process groups of Project Management: Monitoring and Controlling; and Closing. This unit focuses on changes that may occur during the life cycle of a project and how to finalize project processes. This unit emphasizes that the Executing, and Monitoring and Controlling process groups are iterative processes. It also addresses topics such as dispute resolution, how to document changes, the impact of changes on the overall schedule and budget, maintaining quality assurance, and change order management. This final unit focuses on the process of closing out a construction project. The instructors review the process for project closeout to include both administrative closure and contract closure. This unit emphasizes customer satisfaction and reviews the required communication with and documentation for the owner during closeout.

[NEXT AVAILABLE PMDP COURSE](#)

Looking for something more advanced? Consider AGC's Construction Project Manager Course.



CONSTRUCTION  
**PROJECT MANAGER**  
COURSE



AGC's Construction Supervision Fundamentals (CSF) focuses on the knowledge, skills and attitudes that are basic requirements for construction supervision. It is especially appropriate for those who are novice supervisors or newly promoted foremen, or for anyone who seeks career advancement in leading and directing construction activities. The construction supervisor's responsibility to coordinate and manage construction activities requires creative and flexible thinking that can be applied to the dynamic issues associated with construction projects.

This course is the first step on the path to developing construction supervisors. This interactive course allows the building trades and craft workers to experience construction supervision techniques firsthand and create a professional development plan to achieve personal career goals.



### CSF Learning Objectives

# Course Overview



## Session 1: Team Management

This session identifies basic management functions and responsibilities of construction companies and how supervisors, effectively manage the relationship dynamics between employees, supervisors, contractors, suppliers and others that are part of each project team.



## Session 2: Project and Team Leadership

This session introduces learners to construction supervision and provides learners with tools that will help them organize and acclimate to the challenges of construction supervision. It provides basic leadership and motivation principles as well as an introduction to leadership styles that will help them build relationships with others.



## Session 3: Communication Skills

This session is designed to help learners understand the importance of effective communication and emphasizes sorting, facilitating, and managing the flow of information that construction supervisors encounter in their daily work.



## Session 4: Time Management and Project Scheduling

This session presents information about planning, scheduling and effectively managing time. Supervisors are expected to carefully plan work so that it is completed within the constraints of the budget and schedule. This session provides learners with several tools that will help them accomplish these goals.



## Session 5: Risk Management

Construction supervisors must actively think about risk, hazards, and safety throughout their daily activities. They must understand that there are risks involved in construction projects. Supervisors must learn how hazards and hazardous conditions create economic and human consequences. This session presents information about how to eliminate or reduce/manage these conditions that affect the health and safety of their workers and the financial stability of their company.



# Course Overview



## Session 6: Construction Law and Contract Documents

In this session learners will study the definition of contract and peripheral documents used on a construction project. They will learn that various documents have specific roles and functions and facilitate relationships between contractual parties. They will understand their role in controlling quality, time and cost, and how they can help to avoid or resolve disputes on a project.



## Session 7: Problem Resolution

This session is designed to help learners understand the importance of problem identification and resolution. Coupled with skill in making the appropriate decision at the right time, supervisors will be successful. Their decisions directly impact the people and work they supervise. This session presents a logical, sequential and analytical method of identifying problems, seeking opportunities, and deciding on effective solutions.



## Session 8: Productivity and Cost Control


In this session learners will study cost awareness, cost control, and productivity on their projects. Every supervisor should be able to use unit costs to determine budgetary information.



## Session 9: Skills Development

This session gives learners a chance to reflect upon the information presented in this course and apply what they have learned on their jobsites. There is a self-assessment tool that will help them determine the strengths and weaknesses in their supervisory skills and knowledge. Using that information and career information from this session, they will develop a one- and five-year career development plan, and review those plans with a mentor from their company.

[NEXT AVAILABLE CSF COURSE](#)



This unique three-day course provides construction safety and health professionals with the next-level knowledge required to successfully manage a company-wide safety program.

Moving beyond the basics of Focus Four training, AGC's Advanced Safety Management Training Program will give participants a more holistic view of safety's role in project and company success, as well as advanced tactics and best practices for managing all aspects of a corporate safety program.

Participants will also focus on the importance of "selling" safety throughout the organization and methods to generate buy-in from different audiences.



### ASMTC Learning Objectives

# Course Overview



Topics covered include:

- Managing a Field Safety Program
- Training Supervisors
- Record keeping Requirements and Best Practices
- Legal Aspects of Construction Safety
- Insurance and Risk Management
- How to Handle Multi-Employer Worksites
- Crisis Management Tactics

Participants should have first-hand experience managing construction safety and health issues on either a project or corporate level and a working knowledge of OSHA Construction Standards. Successful completion of AGC's Safety Management Training Course (SMTTC) or an equivalent construction-focused safety primer course is encouraged.



NEXT AVAILABLE AS MTC COURSE



The AGC Safety Management Training Course (SMTC) provides attendees three days of training on the basic skills needed to manage a company safety program in the construction industry.

The SMTC program builds on Focus Four training and prepares attendees to manage key safety issues on the job site and provides techniques for delivering basic safety training to field personnel.

Participants will receive intensive instruction and training that will allow them to return to their firms with readily applicable new skills to positively impact their company's safety and health program.

In-person SMTC courses are also available.



# Virtual SMTC



Here's what you will learn at the Virtual Safety Management Training Course:

- OSHA Inspections
- Subcontractors & Multi-Employer Relations
- Job Safety Analysis
- Equipment Management
- Steel Erection and Concrete Construction
- Electrical Safety Management
- Accident Investigation
- Excavation Management
- Concrete Safety
- Fall Protection Management
- Bi-Lingual Issues
- OSHA Crane & Derrick Standard



[NEXT AVAILABLE SMTC COURSE](#)



# AGC Edge Exams/Credentials



## AGC CM-Lean Exam Application

The AGC Certificate of Management-Lean Construction (CM-Lean) is an assessment-based certificate credential that denotes knowledge and understanding of concepts related to lean adoption, practice and process transformation outlined in AGC's Lean Construction Education Program.

[Exam Information](#)

## AGC CM-BIM Exam Application

The AGC Certificate in Management—Building Information Modeling (CM-BIM) is an assessment-based certificate credential that denotes knowledge and understanding of concepts related to BIM adoption, practice and process transformation covered in the AGC BIM Education Program.

[Exam Information](#)

# AGC Emerging Contractors Education Series

For small contractors just starting out, the school of hard knocks is a tough instructor. Let AGC Members help you overcome the challenges all small emerging businesses face with this 12-part video series focused on helping your business thrive and grow. Hear directly from contractors that have already paved the road to success.

## Module 1: Company Organization

Hear from general contractors in leadership roles who have helped upscale their businesses over the last 20 year. Learning objectives from this module include:

- Identify your company's management structure and the "why" for growth
- Define the basic elements of construction management leadership and what is required to upscale
- Explain leadership and motivation approach
- Describe examples of good leadership

Moderator: Dave Little, Chief Business Development Office, Gallegos Corporation  
Speakers: Tory Gregory, President of Hunter Electric and Kyle Smith, President of Capital Industries

## Module 2: Effective Leadership

Learn the most important skills needed to effectively lead your company. The key takeaways of the module include:

- Establishing a productive working environment for all employees
- Resolving conflict
- Understanding psychological safety, and how to promote and sustain it

Speaker: Henry Nutt, III, Preconstruction Executive, Southland Industries

## Module 3: Insurance and Bonding

Insurance and Surety Bonding are critical to the success of emerging contractors. Learn why both are vital in protecting you, your employees, and your business. Key takeaways include:

- Learn the difference between insurance and surety bonds
- Realize the risks of different project types/delivery methods
- Understand the basic insurance needed to protect your business
- Learn the different types of surety bonds common in construction and when/to whom you will be required to provide bonds
- Understand the underwriting process for both your insurance and surety bonds

Moderator: Teresa Martin, Executive Vice President/Producer - Lockton Companies, LLC

Speakers: W. Milton Smith, CRIS, CIC, Senior Vice President - McGriff, Seibels & Williams and Paul Messenger, President - American Global of Texas LLC

## Module 4: Business Development

Learn the most important elements of Business Development when you are trying to expand your business from a seasoned general and specialty contractor. The key takeaways of the module include:

- The importance of business and strategic planning
- Networking
- Go or no-go process to securing work
- Business development and being accountable
- Securing the work
- Relationships

Speakers: Nora Degnan, MBA, MS, LEED AP, GACP, Vice President / Business Development, Thorne Associates, INC. and Blaine Beckman, MBA, President / Business Development, F.A. Nunnally General Contractor

## Module 5: Contracts

Gain an understanding of the essentials of construction contracts, including the basics of industry-standard contracts and the most important provisions to negotiate. Learn how to avoid contract killer clauses as well as how to preserve your rights should you need to make claim or file a lien. Key takeaways include:

- Basic legal terms in construction contract documents.
- Project delivery methods
- Scope of the work, payment, and price escalation
- Claims, notices, and change orders
- Indemnity
- Force Majeure
- No damages for delay
- Pay-if-paid vs. pay-when-paid
- Differing site conditions
- Consequential damages and liquidated damages
- Warranties

Moderator: Brian Perlberg, Senior Counsel, Contracts & Construction Law, AGC of America

Speakers: Kristen Wendler, Partner, Farhang & Mecoff and Steve Shapiro, Partner, Holland & Knight

## Module 6: Workplace Legal Compliance

An introduction to key labor, employment, and safety laws that govern construction employers and related issues that commonly arise in construction workplaces. After attending this module, participants will be able to:

- Distinguish between open-shop and union contracting, and explain basic principles of construction-industry labor relations
- Describe key labor, employment, and safety laws that affect construction employers
- Identify which key labor, employment, and safety laws apply to their own company;
- Identify available AGC reference materials for further information on such laws
- Identify when circumstances dictate the need to consult an attorney

Speakers: Melissa Bailey, Shareholder, Ogletree Deakins and Robert (Bob) Roginson, Shareholder, Ogletree Deakins

## Module 7: Financials and Cash Flow

Speakers: David Allison, CPA, CCIFP, Chief Administrative Officer, Crossland Construction Company and Tony Stagliano, CPA, CCIFP, National Director of A/E/C Services, CBIZ/Mayer Hoffman McCann, P.C.

## Module 8: Bidding and Estimating

To be successful in construction, a contractor must become skilled at estimating and bidding. Learn important skills needed to estimate, bid and win work. The key takeaways of the module include:

- Factors to consider in the decision to bid
- Procurement Types
- Planning and setting up a Complete Estimate
- Components of an Estimate
- Quantifying and Creating an Estimate
- Turning an Estimate into a Bid
- Post Bid Follow up

Speaker: Daniel Beatty, Senior Director of Estimating, Alberici Constructors, Inc.

## Module 9: Executive Management

Covers important elements to make you a strategic leader. Topics include:

- Importance of productivity
- Tracking the estimate against project costs
- Conflict resolution techniques

Speaker: Mark Federle, PhD, P.E., F.ASCE, NAC, Professor Civil, Construction and Environmental Engineering and Associate Dean for Academic Affairs, Marquette University, College of Engineering



## Module 10: Scheduling

Covers the fundamentals and importance of the schedule. Topics include:

- What are the differences between planning and scheduling
- The importance of planning and how it relates to project success
- Types of scheduled and how they are used

Speaker: Mark Rounds, P.E., CM-Lean, Assistant Professor, Civil & Architectural Engineering & Construction Management, Milwaukee School of Engineering (MSOE)

## Module 11: Warehouse, Tools & Equipment

Speaker: Joe Huss, Chief Financial Officer at MHS Legacy Group

## Module 12: Safety (4-Parts)

Safety is critical to the success of emerging contractors. It is not only the right thing to do, but it can also significantly impact your bottom line. This 4-part module explores everything from leadership's role in safety to employee involvement.

- Part 1 - Executive Leadership's Role in Setting a Safety Culture
- Part 2 - Developing and Managing a Safety Program
- Part 3 - Identifying Basic Construction Hazards and Abatement Measures
- Part 4 - Employee Involvement in the Safety Program

Speaker: Robert W. Emmerich, P.E., CHST, President at SAFE-CON, LLC

*To access the AGC Emerging Contractors Education Series  
click the relevant button below*

[Current AGC Members](#)

[Non-AGC Members](#)

# United Academy<sup>®</sup>

powered by United Rentals



Through our partnership with United Academy, AGC of NH members will have access to a wide variety of online safety training courses that can be completed at your own pace, whenever and wherever its most convenient. Participants will receive access information within 3-5 business days of registering.

## OSHA 10 Hour Construction eLearning

\$89.00

United Academy in conjunction with ClickSafety is authorized by the Directorate of Training and Education (in Arlington Heights, IL) to present this course as part of the OSHA Outreach Program for Construction. Upon successful completion of the course, students will receive a course completion certificate and a wallet-sized DOL/OSHA completion card. This OSHA 10 Hour course for construction provides the SAME certification as the classroom-delivered course taught for many years under the OSHA Outreach Program.

### Training Topics:

- Introduction to OSHA
- Explain worker rights under OSHA
- Discuss employer responsibilities under OSHA
- Understand how OSHA inspections are conducted
- Focus Four Hazards
- Recognize employer requirements to protect workers from each of the Focus Four Hazards
- Personal Protective Equipment (PPE)
- Health Hazards in Construction
- Materials Handling, Storage and Use
- Hand Tools and Power Tools
- Leading Cultural Change

The course is appropriate for construction workers, foreman, job supervisors, inspectors, etc. involved in the construction industry. This course must be taken over multiple days with a maximum learning time of 7.5 hours in a single day. A grade of 70% or better is required to pass the final exam.

[Click Here To Register](#)

or email: [communications@agcnh.org](mailto:communications@agcnh.org)



## OSHA 10 Hour General Industry eLearning

\$79.00

OSHA 10-Hour General Industry is an OSHA-authorized online training course that provides relevant safety material to help workers stay safe on the job. It is an online version of OSHA's popular Outreach training program. Upon successful completion of this course, you will receive a valid U.S. Department of Labor OSHA 10 Card.

Throughout this online OSHA safety course, you will become familiar with the Outreach Training program. This program trains workers and employers on recognition, avoidance, abatement and prevention of safety and health hazards in workplaces. It also includes information regarding workers' rights, employer responsibilities and how to file a complaint. This online course gives you the specific steps and requirements you must meet to complete the training program.

### Training Topics:

- Orientation
- Introduction to OSHA
- Walking and Working Surfaces
- Exit Routes
- Emergency Action Plans
- Fire Prevention Plans
- Electrical Safety
- Personal Protective Equipment (PPE)
- Hazard Communication
- Hazardous Materials
- Materials Handling
- Machine Guarding
- Safety and Health Programs
- Ergonomics
- Leading Cultural Change



or email: [communications@agcnh.org](mailto:communications@agcnh.org)

While anyone can take this online OSHA 10 General Industry course, it is specifically designed for:

- General Workers, Warehousing and Manufacturing Employees
- Foremen and Job Supervisors
- Inspectors involved in General Industry activities



## Basic Rigging & Inspection

\$145.00

This course is designed to provide participants with a basic level of knowledge of rigging gear inspection, proper rigging procedures, and load control using typical rigging techniques through problem-solving workshops.

### Training Topics:

- Become familiarized with the terms regularly used in rigging applications and inspections
- Understand the principles behind basic rigging theory
- Identify different pieces of rigging hardware
- Recognize and evaluate field damaged rigging gear samples
- Understand and apply the guideline provided by established recognized industry standards
- Select appropriate slings and rigging hardware based on anticipated loading and rigging method
- Complete rigging capacity workshops to reveal working load limit of selected rigging configurations
- Recognize common load handling hazards.
- Identify and apply blocking practices, crane hand signals, and path of travel
- Understand the completion process of a basic lift plan



[Click Here To Register](#)

or email: [communications@agcnh.org](mailto:communications@agcnh.org)

# Train The Trainer Flag Training Course



New Hampshire's Department of Transportation requires that flaggers working on state-funded road construction projects be trained in accordance with their specification. AGC of NH periodically offers a "train the trainer" course, allowing companies to send employees to this class that can then train other employees within your company to become flaggers.

The AGC of NH course covers NH DOT regulations on flag person training, proper use of equipment, placement of flaggers on the site, etc. All participants who complete the course and pass an exam will receive a pocket card signifying course completion and training materials.



[Click Here For More Info](#)



# New England Safety Roundtable Series



*Bringing business together to network and share ideas in the occupational safety and health community.*

Wednesdays from 9:00 am to 10:15 am | log-on begins at 8:50 am taking place online

To be added to the Roundtable email distribution list please [click here](#)

**OSHA** Training Institute Education Center®  
Keene State College

**AMERICA'S SBDC**  
NEW HAMPSHIRE

**New England Roundtable**  
**OSHA**  
zoom  
**Online Series**

**WorkWISE NH**

**COSH**  
New Hampshire  
Safe Jobs - Workers' Rights  
NH Coalition for Occupational Safety & Health

*Bringing business together to network and share ideas in the occupational safety and health community.*

## New England Roundtable Online Series

9:00 am to 10:15 am | log-on begins at 8:50 am  
taking place online at  
<http://bit.ly/42E#o53q>

For questions, contact Jen at [Jen.English@Keene.edu](mailto:Jen.English@Keene.edu).

# Get Started with AGC Training



## AGC of America

 [\(703\) 837-5388](tel:(703)837-5388)

 [education@agc.org](mailto:education@agc.org)


 2300 Wilson Blvd., Suite 300  
Arlington, VA 22201

 [www.agc.org](http://www.agc.org)


 [\(203\) 622-3131](tel:(203)622-3131)

 100 First Stamford Place  
Ste 700  
Stamford, CT 06902

 [www.unitedrentals.com](http://www.unitedrentals.com)

 [\(603\) 225-2701](tel:(603)225-2701)

 [info@agcnh.org](mailto:info@agcnh.org)

 48 Grandview Rd.  
Concord, NH 03304

 [www.agcnh.org](http://www.agcnh.org)



*United Academy*<sup>®</sup>  
powered by United Rentals



**AGC**  
NEW HAMPSHIRE  
THE CONSTRUCTION ASSOCIATION